

SAFETY SIGNS

CATALOGUE



Signs are available on self adhesive vinyl, PVC, aluminium or photoluminescent material.

Photoluminescent signs are charged by ambient light and illuminate in the event of a power failure, so occupants can easily identify fire safety equipment and emergency exits.

These signs exceed the requirements of PSPA Class B and also meet the standards DIN 67510 Pt. 1, 2, 3 & 4.

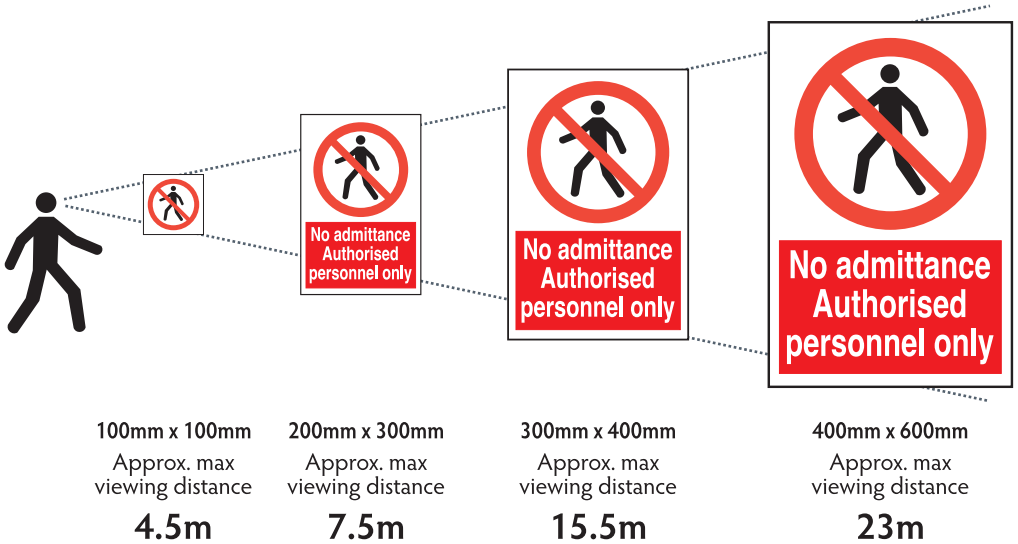
When ordering or requesting prices please supply the following details:

1. Sign reference number
2. Size (available sizes are written in mm below each sign)
3. Material (adhesive vinyl, PVC, aluminium or photoluminescent)

If you don't find what you need in this catalogue, please contact us to discuss your requirements.

SIZE GUIDE

Below is a useful guide to deciding the size of the sign required.



PROHIBITION SIGNS



PS09
100 X 100
200 X 200



No smoking

PS01
200 X 300
300 X 400
400 X 600



No Entry

PS02
200 X 300
300 X 400
400 X 600



No admittance Authorized personnel only

PS03
200 X 300
300 X 400
400 X 600



PS10
100 X 100
200 X 200



No unauthorised persons allowed beyond this point

PS11
200 X 300
300 X 400
400 X 600



No dogs except guide dogs

PS05
200 X 300
300 X 400
400 X 600



No parking

PS06
200 X 300
300 X 400
400 X 600



Do not remove guards

PS07
200 X 300
300 X 400
400 X 600



Do not use unless guards are in position

PS08
200 X 300
300 X 400
400 X 600



In the event of fire do not use this lift

PS04
200 X 300
300 X 400
400 X 600

FIRE EQUIPMENT SIGNS



Fire phone

FE14
200 X 300
300 X 400
400 X 600



Fire alarm call point

FE01
200 X 300
300 X 400
400 X 600



FE13
100 X 100
200 X 200



Fire extinguisher

FE02
200 X 300
300 X 400
400 X 600



Fire hose reel

FE03
200 X 300
300 X 400
400 X 600



Fire point

FE04
200 X 300
300 X 400
400 X 600



FE12
100 X 100
200 X 200



FE15
100 X 100
200 X 200



FE16
200 X 200

PVC projecting sign
Each sign face is 200mm X 200mm



Fire hose reel

To operate
Turn wheel valve
anti-clockwise
Run out hose

FE17
200 X 300
300 X 400



Fire hose reel


To operate
Run out hose
Water will turn on
automatically
Operate control
at nozzle

FE18
200 X 300
300 X 400

KNOW YOUR FIRE EXTINGUISHER COLOUR CODE

CARBON DIOXIDE	DRY POWDER	FOAM AFFF	WATER	WET CHEMICAL
<ul style="list-style-type: none"> ✓ Safe for use on flammable liquid fires ✓ Safe for use on electrical fires ✗ Do not use on wood, paper, textiles etc. 	<ul style="list-style-type: none"> ✓ Safe for use on wood, paper, textiles etc. ✓ Safe for use on flammable liquid fires ✓ Safe for use on flammable gas fires ✓ Safe for use on electrical equipment ✗ Do not use on flammable liquid fires 	<ul style="list-style-type: none"> ✓ Safe for use on wood, paper, textiles etc. ✓ Safe for use on flammable liquid fires ✗ Do not use on electrical fires 	<ul style="list-style-type: none"> ✓ Safe for use on wood, paper, textiles etc. ✓ Safe for use on flammable liquid fires ✗ Do not use on flammable gas fires ✗ Do not use on flammable liquid fires ✗ Do not use on electrical equipment 	<ul style="list-style-type: none"> ✓ Safe for use on wood, paper, textiles etc. ✓ Safe for use on flammable liquid fires ✗ Do not use on flammable gas fires ✗ Do not use on electrical equipment

FE19
400 X 200



FE05
100 X 180



FE06
100 X 180



FE07
100 X 180



FE08
100 X 180



FE09
100 X 200



FE10
100 X 200



Fire blanket

Use for smothering fires

Suitable for chip pan fires, hot oil fires

Suitable for wrapping, protecting persons whose clothes are burning

FE11
100 X 200

MANDATORY SIGNS



**Wear
face mask**

MS01
200 X 300
300 X 400
400 X 600



**Ear
protection
must be
worn**

MS02
200 X 300
300 X 400
400 X 600



**Hard hats
must be worn**

MS03
200 X 300
300 X 400
400 X 600



**Eye
protection
must be
worn**

MS04
200 X 300
300 X 400
400 X 600



**Respirators
must be worn**

MS08
200 X 300
300 X 400
400 X 600



**Protective
footwear
must be
worn**

MS06
200 X 300
300 X 400
400 X 600



**Wear
face shield**

MS12
200 X 300
300 X 400
400 X 600



**Protective
gloves
must be
worn**

MS07
200 X 300
300 X 400
400 X 600



**Protective
clothing
must be
worn**

MS05
200 X 300
300 X 400
400 X 600



**Place all
rubbish
in bins
provided**

MS09
200 X 300
300 X 400
400 X 600



**Now
wash
your
hands**

MS17
200 X 300
300 X 400
400 X 600



**keep
clear**

MS13
200 X 300
300 X 400
400 X 600

Fire action

- On discovering a fire**
Sound the alarm.
- Dial [] to call the fire brigade.**
If possible attack the fire using the appliances provided. (Do not endanger yourself or others in doing so.)
- On hearing the fire alarm**
Leave the building by the nearest available exit.
Close all doors behind you.
- Report to person in charge of assembly point at:-**
[]
- Do not take risks.**
Do not stop to collect personal belongings.
Do not re-enter the building for any reason until authorised to do so.
- Do not use lifts.**

MS11
200 X 300
300 X 400
400 X 600



**Fire
escape
keep
clear**

MS10
200 X 300
300 X 400
400 X 600



**All drivers and
visitors must
report to
reception**

MS14
300 X 200
400 X 300
600 X 400



**Fire Door
Keep Shut**

MS15
100 X 100



**Fire
escape
keep
clear**

MS16
100 X 100

SAFE CONDITION SIGNS



SC01
400 X 150
600 X 200



SC03
400 X 150
600 X 200



SC05
400 X 150
600 X 200



SC07
400 X 150
600 X 200



SC02
400 X 150
600 X 200



SC04
400 X 150
600 X 200



SC06
400 X 150
600 X 200



SC08
400 X 150
600 X 200



SC10
300 X 100
400 X 150



SC09
200 X 400



SC12
400 X 300
600 X 400



SC18
300 X 100
200 X 300



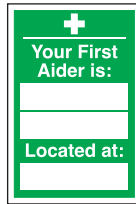
SC13
100 X 150



SC11
300 X 100
200 X 300



SC14
200 X 300



SC15
200 X 300



SC16
300 X 100
200 X 300











SC17
300 X 100
200 X 300

MULTI PURPOSE SIGNS

SITE SAFETY	
	WARNING Construction work in progress
	All visitors must report to site office
	Safety helmets must be worn
	High visibility clothing must be worn
	Protective footwear must be worn
	No unauthorised access

MP01
600 X 800

	Petroleum spirit Highly Flammable
	No smoking or naked lights
	Switch off engine before refueling
	Turn off mobile phones
	Pumps not to be used by persons under the age of 16
	Do not leave pump unattended
	Only approved containers may be filled with petrol <small>(Always put the container on the ground and keep pump nozzle in contact with the container until finished filling)</small>
	Discharge your static electricity before refueling <small>(Before using pump, touch any metal on your car only from your vehicle and the fuel pump nozzle. This will discharge any static electricity on your body and you will be discharged any static fuel vapours. Do not use any petrol pumps if you find it unsafe to use. Please refer to your safety data sheet again before touching the pump nozzle)</small>

MP05
200 X 500
300 X 750

FARM SAFETY NOTICE	
	No unauthorised persons allowed beyond this point
	BEWARE Livestock can be dangerous
	CAUTION Farm machinery in operation
	This is NOT a playground

MP02
300 X 400
400 X 600

	Petroleum spirit Highly flammable
	No smoking
	No naked lights
	No mobile phones
	Switch off engine

MP06
200 X 400
300 X 600

	Highly Flammable
	No smoking or naked lights

MP07
200 X 300
300 X 400
400 X 600

<h1>NOTICE</h1> <p>OCCUPIERS LIABILITY ACT 1995</p> <p>IF YOU PASS BEYOND THIS POINT YOU ARE ON A FARM</p> <p>TAKE NOTICE THAT THE OCCUPIER OF THIS FARM GIVEN THE NATURE, CHARACTER AND ACTIVITIES OF THESE PREMISES HEREBY, IN ACCORDANCE WITH SECTION 5(2) OF THE OCCUPIERS LIABILITY ACT 1995 EXCLUDES THE DUTY OF CARE TOWARDS VISITORS UNDER SECTION 3 OF THE ACT</p> <p>WARNING UNAUTHORISED ENTRY IS PROHIBITED</p>
--

MP03
300 X 400
400 X 600

<h1>NOTICE</h1> <p>OCCUPIERS LIABILITY ACT 1995</p> <p>IF YOU PASS BEYOND THIS POINT YOU ARE ON A PREMISES</p> <p>TAKE NOTICE THAT THE OCCUPIER OF THIS PREMISES GIVEN THE NATURE, CHARACTER AND ACTIVITIES OF THESE PREMISES HEREBY, IN ACCORDANCE WITH SECTION 5(2) OF THE OCCUPIERS LIABILITY ACT 1995 EXCLUDES THE DUTY OF CARE TOWARDS VISITORS UNDER SECTION 3 OF THE ACT</p> <p>WARNING UNAUTHORISED ENTRY IS PROHIBITED</p>
--

MP04
300 X 400
400 X 600

WARNING SIGNS



Caution
Fork-lift trucks
operating

WS01
200 X 300
300 X 400
400 X 600



DANGER
Corrosive

WS02
200 X 300
300 X 400
400 X 600



Caution
CCTV
in operation

WS03
200 X 300
300 X 400
400 X 600



Danger
Guard
dogs

WS04
200 X 300
300 X 400
400 X 600



DANGER
Electric
shock risk

WS05
200 X 300
300 X 400
400 X 600



CAUTION
Slippery floor
surface

WS06
200 X 300
300 X 400
400 X 600



**Mind
the
step**

WS07
200 X 300
300 X 400
400 X 600



**Mind
your
head**

WS08
200 X 300
300 X 400
400 X 600




WARNING
Dangerous
chemicals

WS09
200 X 300
300 X 400
400 X 600



DANGER
Moving
machinery

WS10
200 X 300
300 X 400
400 X 600



WS11
100 X 100
200 X 200

GENERAL SIGNS

Toilets

GS01
300 X 100

Ladies

GS02
300 X 100

Gents

GS03
300 X 100

Private

GS10
300 X 100

Office

GS04
300 X 100

Cloakroom

GS05
300 X 100

Staff only

GS06
300 X 100

Reception

GS07
300 X 100

Enquiries

GS08
300 X 100

Canteen

GS09
300 X 100

Entrance

GS15
300 X 100

**Please ring
for attention**

GS16
300 X 100



**Designated
smoking area**

GS14
300 X 200
400 X 300
600 X 400



GS11
100 X 150
125 X 200



GS12
100 X 150
125 X 200



GS13
100 X 150
125 X 200

PHOTOLUMINESCENT SIGNS



**Fire alarm
call point**

PL01
200 X 300
300 X 400



**Fire
extinguisher**

PL02
200 X 300
300 X 400



**Fire
hose reel**

PL03
200 X 300
300 X 400



Fire point

PL04
200 X 300
300 X 400



**Fire
phone**

PL05
200 X 300
300 X 400



PL06
100 X 100



PL07
100 X 100



PL08
400 X 150



PL09
400 X 150



PL10
400 X 150



PL11
400 X 150



PL12
400 X 150



PL13
400 X 150



PL14
400 X 150



PL15
400 X 150



PL16
300 X 100



PL17
400 X 200



PL18
100 X 210



PL19
100 X 210



PL20
100 X 210

Fire action

On discovering a fire
Sound the alarm.

Dial to call the fire brigade.
If possible attack the fire using the appliances provided. (Do not endanger yourself or others in doing so.)

On hearing the fire alarm
Leave the building by the nearest available exit.
Close all doors behind you.

Report to person in charge of assembly point at:-

Do not take risks.
Do not stop to collect personal belongings.

Do not re-enter the building for any reason until authorised to do so.

Do not use lifts.

PL21
200 X 300



PL22
100 X 185



PL23
100 X 185



PL24
100 X 185



PL25
100 X 185